

ANNEX B
GOVERNMENT PROCUREMENT POLICY BOARD
CONSOLIDATED PROCUREMENT MONITORING REPORT


Name of Agency: MANILA INTERNATIONAL AIRPORT AUTHORITY


Period Covered: CY 2024


	Total Amount of Approved APP	Total Number of Procurement Activities	No. of Contracts Awarded	Total Amount of Contracts Awarded	No. of Failed Biddings	Total No. of Entities who Acquired Bid Docs	Total No. of Bidders who Submitted Bids	Total No. of Bidders who passed Eligibility Stage	No. of Bid Opportunities Posted at PhilGEPS	No. of Contract Award Posted at PhilGEPS	Total No. Of Contracts that incurred negative slippage	Total No. of contracts with amendments to order or variation orders	No. of Contracts Awarded within prescribed timeframes
Column 1	Column 2	Column 3	Column 4	Column 5	Column 6	Column 7	Column 8	Column 9	Column 10	Column 11	Column 12	Column 13	Column 14
1. Public Bidding*													
1.1. Goods	238,611,155.41	17	15	234,602,403.53	2	35	33	29	17	15	0	0	12
1.2. Works	908,099,359.97	19	16	888,756,126.44	3	44	34	31	19	16	0	0	15
1.3. Consulting Services	5,961,000.00	1	1	5,833,696.00	0	2	2	2	1	1	0	0	1
Sub-Total	1,152,671,515.38	37	32	1,129,192,225.97	5	81	69	62	37	32	0	0	28
2. Alternative Modes													
2.1.1 Shopping (52.1 a above 50K)													
2.1.2 Shopping (52.1 b above 50K)													
2.1.3 Other Shopping	1,924,236.96	84	85	1,783,388.79									
2.2.1 Direct Contracting (above 50K)	698,629.41	1	1	698,629.41									
2.2.2 Direct Contracting (50K or less)	39,750.00	1	1	38,500.00									
2.3.1 Repeat Order (above 50K)													
2.3.2 Repeat Order (50K or less)													
2.4. Limited Source Bidding													
2.5.1 Negotiation (Common-Use Supplies)	1,952,695.82	10	10	1,952,695.82									
2.5.2 Negotiation (Recognized Government Printers)	8,818,250.00	13	13	8,380,750.00									
2.5.3 Negotiation (TFB 53.1)													
2.5.4 Negotiation (SVP 53.9 above 50K)	195,134,988.10	378	378	175,136,758.26						378			
2.5.5 Other Negotiated Procurement (Others above 50K)													
2.5.6 Other Negotiated Procurement (50K or less)													
Sub-Total	208,568,550.29	487	488	187,990,722.28					0	378			
3. Foreign Funded Procurement**													
3.1. Publicly-Bid													
3.2. Alternative Modes													
Sub-Total	0.00	0	0	0.00									
4. Others, specify:													
TOTAL	1,361,240,065.67	524	520	1,317,182,948.25									

* Should include foreign-funded publicly-bid projects per procurement type

** All procurement using Foreign Funds excluding National Competitive Bidding (NCB) contracts; conversion to peso will be at BSP rates at the time the bids/quotations were submitted


BENJAMIN T. MANILILI III
Office-In-Charge, Procurement Division


MGEN. MANUEL V. SEQUITIN (RET) PA, CESE
Chairperson, Bids and Awards Committee


MAR 07 2025
ERIC JOSE C. INES
General Manager