




Republic of the Philippines  
**Manila International Airport Authority**  
 Ninoy Aquino International Airport, Metro Manila



DETAILED BALANCE SHEET  
 AS OF JUNE 30, 2017

Account Code

ASSETS					
<b>Cash and Cash Equivalents</b>					
<b>Cash on Hand</b>					
Cash - Collecting Officers	1 01 01 010	PHP	144,282,303		
Petty Cash	1 01 01 020		693,621		144,975,924
<b>Cash in Bank - Local Currency</b>					
Cash in Bank - Local Currency, Current Account - LBP	1 01 02 020		82,800,586		
Cash in Bank - Local Currency, Savings Account	1 01 02 030		750,635,668		833,436,253
<b>Cash in Bank - Foreign Currency</b>					
Cash in Bank - Foreign Currency, Current Account	1 01 03 020		467,037		
Cash in Bank - Foreign Currency, Savings Account	1 01 03 030		7,967,893		8,434,930
<b>Cash Equivalents</b>					
Time Deposits - Local Currency	1 01 05 020		2,817,851,973		2,817,851,973
<b>Investments</b>					
<b>Investments in Time Deposits</b>					
Investment in Time Deposits - Local Currency	1 02 11 010				9,204,160,577
<b>Other Investments</b>					
Other Investments and Marketable Securities	1 02 99 990				12,505,000
<b>Receivables</b>					
<b>Loans and Receivable Accounts</b>					
Accounts Receivable	1 03 01 010	PHP	2,988,487,161		
<i>Allowance for Doubtful Accounts</i>	1 03 01 011		<u>(1,753,127,924)</u>		1,235,359,238
Interest Receivable	1 03 01 050				47,106,772
<b>Inter-Agency Receivables</b>					
Due from NGAs	1 03 03 010		8,333,295		
Due from LGUs	1 03 03 030		7,208,881		
Due from GOCCs	1 03 03 050		-		15,542,175
<b>Intra-Agency Receivables</b>					
Due from Other Funds	1 03 04 050				5,986,008

**DETAILED BALANCE SHEET  
AS OF JUNE 30, 2017**

	Account Code		
<b>Other Receivables</b>			
Receivables - Disallowances/Charges	1 03 05 010	168,580,075	
Due from Officers and Employees	1 03 05 020	298,904	
Other Receivables	1 03 05 990	448,677,972	1,921,551,144
<hr/>			
<b>Inventories</b>			
<b>Inventory Held for Consumption</b>			
Office Supplies Inventory	1 04 04 010		0.00
Accountable Forms, Plates and Stickers Inventory	1 04 04 020		-
Drugs and Medicines Inventory	1 04 04 060	67,524	
Fuels, Oil and Lubricants Inventory	1 04 04 080	2,138,602	
Military, Police and Traffic Supplies Inventory	1 04 04 110	312,142	
Construction Materials Inventory	1 04 04 130	1,012,113	
Electrical Supplies and Materials Inventory	1 04 04 190	3,133,737	
Other Supplies Inventory	1 04 04 990	1,546,313	8,210,432
<hr/>			
<b>Investment Property</b>			
<b>Land and Buildings</b>			
Investment Property, Buildings	1 05 01 020	334,126,026	
Accumulated Depreciation - Investment Property, Buildings	1 05 01 021	(294,164,962)	39,961,064
<hr/>			
<b>Property, Plant and Equipment</b>			
<b>Land</b>			
Land	1 06 01 010	6,645,886,033	6,645,886,033
<hr/>			
<b>Land Improvements</b>			
Other Land Improvements	1 06 02 990	4,285,089,300	
Accumulated Depreciation - Other Land Improvements	1 06 02 991	(4,042,760,562)	242,328,738
<hr/>			
<b>Infrastructure Assets</b>			
Airport System	1 06 03 080	2,577,467,668	
Accumulated Depreciation - Airport System	1 06 03 081	(1,624,681,146)	952,786,522
<hr/>			
<b>Buildings and Other Structures</b>			
Office Buildings	1 06 04 010	21,691,874,259	
Accumulated Depreciation - Buildings and Other Structures	1 06 04 011	(5,163,162,547)	16,528,711,711
<hr/>			
<b>Machinery and Equipment</b>			
Office Equipment	1 06 05 020	39,241,774	
Accumulated Depreciation - Office Equipment	1 06 05 021	(30,738,487)	8,503,286
Information and Communication Technology, Equipment	1 06 05 030	176,730,259	
<hr/>			

**DETAILED BALANCE SHEET**  
**AS OF JUNE 30, 2017**

	Account Code	
Accumulated Depreciation - Information and Communication Technology, Equipment	1 06 05 031	(149,362,210)
Airport Equipment	1 06 05 060	3,903,924,615
Accumulated Depreciation - Airport Equipment	1 06 05 061	(2,820,359,159)
Communication Equipment	1 06 05 070	377,031,102
Accumulated Depreciation - Communication Equipment	1 06 05 071	(249,546,948)
Disaster Response and Rescue Equipment	1 06 05 090	393,488,413
Accumulated Depreciation - Disaster Response and Rescue Equipment	1 06 05 091	(235,394,888)
Military, Police and Security Equipment	1 06 05 100	30,463,401
Accumulated Depreciation - Military, Police and Security Equipment	1 06 05 101	(24,468,353)
Medical Equipment	1 06 05 110	18,218,554
Accumulated Depreciation - Medical Equipment	1 06 05 111	(15,201,114)
Other Machinery and Equipment	1 06 05 990	1,730,124,535
Accumulated Depreciation - Other Machinery and Equipment	1 06 05 991	(1,141,121,742)
<b>Transportation Equipment</b>		
Motor Vehicles	1 06 06 010	244,700,321
Accumulated Depreciation - Motor Vehicles	1 06 06 011	(184,306,584)
Furniture, Fixtures and Books	1 06 07	412,962,069
Furnitures and Fixtures	1 06 07 010	(309,534,563)
Accumulated Depreciation - Furnitures and Fixtures	1 06 07 011	1,251,814
Books	1 06 07 020	(1,110,392)
Accumulated Depreciation - Books	1 06 07 021	141,422
<b>Leased Assets Improvements</b>		
Leased Assets Improvement, Building	1 06 09 020	122,381,872
Accumulated Depreciation - Leased Assets Improvement, Building	1 06 09 021	(110,143,685)
<b>Other Property, Plant and Equipment</b>		
Work/Zoo Animals	1 06 98 010	7,971,013
Other Property, Plant and Equipment	1 06 98 990	164,915,886
Accumulated Depreciation - Other Property, Plant and Equipment	1 06 98 991	(121,943,008)
<b>Construction in Progress</b>		
Construction in Progress - Land Improvements	1 06 99 010	5,999,185
Construction in Progress - Infrastructure Assets	1 06 99 020	462,792,113
Construction in Progress - Building and Other Structures	1 06 99 030	9,965,791
		478,757,089.14
		27,078,644,585


DETAILED BALANCE SHEET  
AS OF JUNE 30, 2017

	Account Code			
<b>Other Assets</b>				
<b>Advances</b>				
Advances for Payroll	1 99 01 020	1,944		
Advances to Officers and Employees	1 99 01 040	421,735	423,679	
<b>Prepayments</b>				
Advances to Contractors	1 99 02 010	51,965,183		
Prepaid Rent	1 99 02 020	85,023,616		
Prepaid Insurance	1 99 02 050	23,363,679		
Input Tax	1 99 02 060	131,131,777		
Withholding Tax at Source	1 99 02 080	190,906,324	482,390,579	
<b>Deposits</b>				
Deposit Letters of Credit	1 99 03 010	288,558		
Guaranty Deposits	1 99 03 020	1,517,056	1,805,613.95	
<b>Restricted Fund</b>				
Restricted Fund	1 99 04 010	286,409,350	286,409,350	
<b>Other Assets</b>				
Deferred Charges	1 99 99 080	80,816,130		
Other Assets	1 99 99 990	175,191,762	256,007,892	
<b>TOTAL ASSETS</b>				<b>1,027,037,115</b>
<b>LIABILITIES</b>				
<b>Financial Liabilities</b>				
<b>Payables</b>				
Accounts Payable	2 01 01 010	447,508,388		
Due to Officers and Employees	2 01 01 020	24,707,148		
Interest Payable	2 01 01 050	67,607,540	539,823,076	
<b>Bills/Bonds/Loans Payable</b>				
Loans Payable - Domestic	2 01 02 040	2,441,139,000		
Loans Payable - Foreign	2 01 02 050	2,603,233,603	5,044,372,603	
<b>Tax Refunds Payable</b>				
Tax Refunds Payable	2 01 03 010	3,276,081	3,276,081	
				<b>43,096,768,997</b>


**DETAILED BALANCE SHEET  
AS OF JUNE 30, 2017**

	Account Code						
<b>Inter-Agency Payables</b>							
<b>Inter-Agency Payables</b>							
Due to BIR	2	02	01	010	794,130,286		
Due to GSIS	2	02	01	020	9,298,233		
Due to PAG-IBIG	2	02	01	030	778,339		
Due to Philhealth	2	02	01	040	482		
Due to Other NGAs	2	02	01	050	369,234,061		
Due to Treasurer of the Philippines	2	02	01	090	523,267,041		1,696,708,442
<b>Trust Liabilities</b>							
<b>Trust Liabilities</b>							
Guaranty/Security Deposits Payable	2	04	01	040	63,249,087		
Customers' Deposits Payable	2	04	01	050	400,875,739		464,124,826
<b>Deferred Credits/Unearned Income</b>							
<b>Deferred Credits</b>							
Other Deferred Credits	2	05	01	990	757,292,590		757,292,589.59
<b>Other Payables</b>							
<b>Other Payables</b>							
Dividend Payable	2	99	99	090	603,570,319		603,570,319
Other Payables	2	99	99	990			
<b>EQUITY</b>							
<b>Government Equity</b>							
<b>Government Equity</b>							
Government Equity	3	01	01	020	7,191,934,321		7,191,934,321
<b>Retained Earnings</b>							
<b>Retained Earnings</b>							
Beginning Balance	3	07	01	010	24,888,812,212		
Deduct: CY 2016 Dividend					(67,604,298)		
Retained Operation Surplus:							
Current Operations					1,974,458,825		26,795,666,739
<b>TOTAL LIABILITIES AND EQUITY</b>							
							33,987,601,060
							43,096,768,997


Prepared By:

  
Catherine M. Israel  
Sr. Corporate Accountant

Verified By:

  
Maria Cristina P. Azarcon  
Sr. Corporate Accountant B

Certified Correct:

  
Graced D. Guliniao  
Officer-In-Charge  
Accounting Division